



ASCENDER



# Parent Login Screen-Previous VS New

## txConnect Parent Portal (previous)

txConnect

Welcome to txConnect for ANYWHERE ISD 888

Login

Please enter your user name and password.

User Name:

Password:

Login

The Parent Portal Mobile site is available!

From your smartphone or mobile device, please visit our mobile site at:  
<http://txtrain.es7.net/bconnectmobile>

New txConnect User?

If you need to create an account, click [here](#)

Have a New Student?

If you are new to the district and wish to enroll one or more students, please click [here](#), or, login if you already have an account, then, complete the Online Student Enrollment process.

Forgot your User Name/Password?

If you need help recovering your user name/password, click [here](#)

Browser Requirements

The minimum browser requirements for the txSuite applications are as follows:

- Internet Explorer 11
- Mozilla Firefox (current version)
- Google Chrome (current version)
- Apple Safari 5 or later (for Mac or iPad only)

TCC Accessibility Statement

We recognize the importance of providing an application that is accessible to the widest possible audience, regardless of technology or ability. This application endeavors to conform to the World Wide Web Consortium (W3C) [Web Content Accessibility Guidelines 2.0](#) and we strive to adhere to the accepted guidelines and standards for accessibility and usability as comprehensively as possible. Should you experience any difficulty accessing this application please [contact us](#).

District Message

**ATTENTION PARENTS of Currently Enrolled Students:**

ANYWHERE ISD will be implementing an online registration process for the 2019-2020 school year for our currently enrolled students.

Please make sure your student's campus office has your current email address on file. The email address at the campus office must match the email address of your parent portal account for each of your student's.

Your email address for parent portal needs to be verified on your "My Accounts" page. This will allow you to access the registration forms. If your email does not match in both places and your email is not verified you will not be able to access the registration forms.

**Attention New Students Enrolling in the District:**

Please have the following documents with you when you come to the campus to complete your new student enrollment:


- Birth Certificate
- Student's Social Security Card
- Immunization Records
- Withdrawal form or last report card from previous district

## Ascender Parent Portal (New)

ASCENDER PARENT PORTAL

English ?

BETA - ANYWHERE ISD TXTRAIN 777



Login

User Name

Password

Login or Create Account

[Recover User Name/Reset Password](#)

- District Message -

Welcome to Anywhere ISD Ascender Parent Portal! (district)

New Student Enrollment

- New Students: If you are new to the district and wish to enroll a student, click Create Account.
- Returning Students: Log on and complete the Returning Student Enrollment process.

Create Account

BETA - ANYWHERE ISD TXTRAIN 777 Documents





Click View/Download Documents to view and download the following documents:

- Calendars
- Enrollment

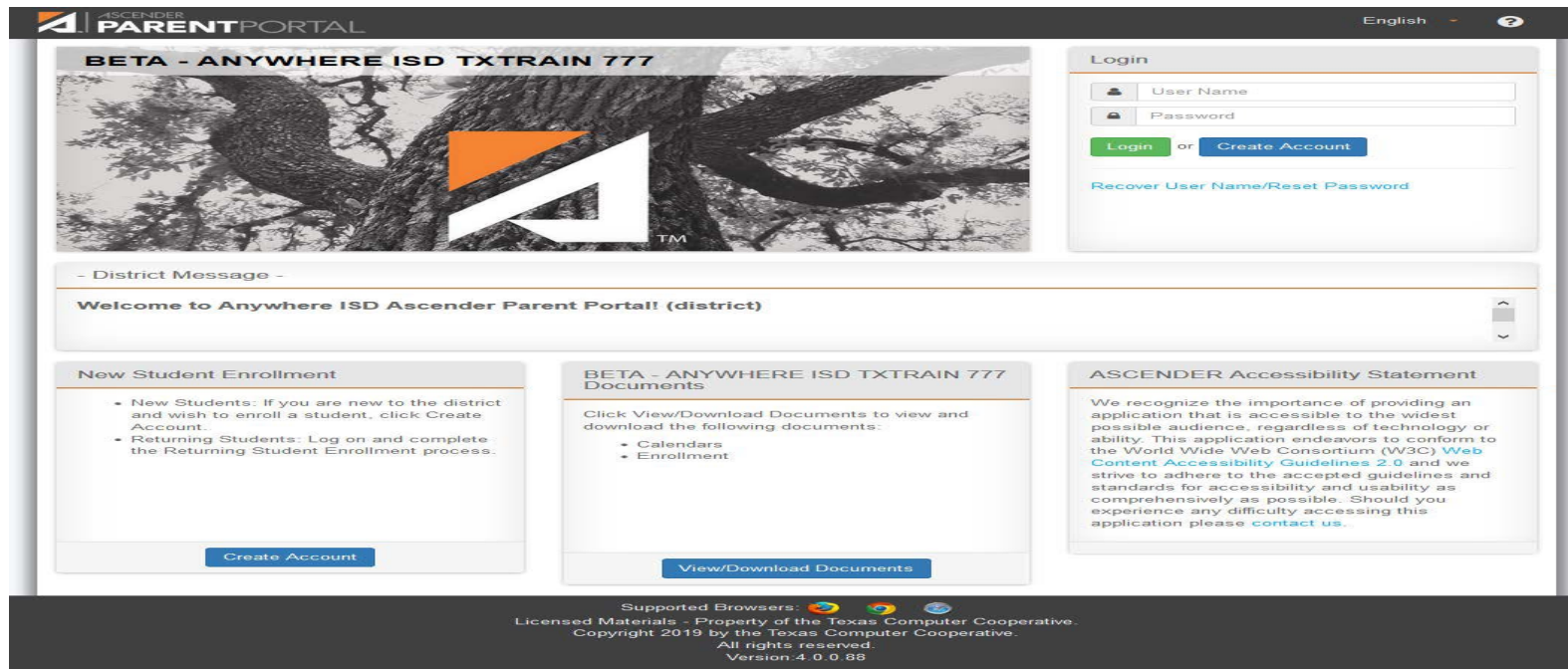
View/Download Documents

ASCENDER Accessibility Statement

We recognize the importance of providing an application that is accessible to the widest possible audience, regardless of technology or ability. This application endeavors to conform to the World Wide Web Consortium (W3C) [Web Content Accessibility Guidelines 2.0](#) and we strive to adhere to the accepted guidelines and standards for accessibility and usability as comprehensively as possible. Should you experience any difficulty accessing this application please [contact us](#).

Supported Browsers:    

Licensed Materials - Property of the Texas Computer Cooperative.  
Copyright 2019 by the Texas Computer Cooperative.  
All rights reserved.  
Version:4.0.0.88



The Ascender Login Page has been reorganized.

1. The User Name and Password fields have been moved to the right side of the page.
2. A Create Account button had been added.
3. A link to recover a User Name or to Reset a Password has been added.
4. The District Message is now located in the middle of the page.
5. There are blocks of information concerning:
  - New Student Enrollment/Online Registration
  - Documents that have been uploaded by the district
  - An Ascender Accessibility Statement
6. Supported Browsers include:
  - Mozilla
  - Chrome
  - Safari

# Summary Page

## txConnect Parent Portal

The txConnect Parent Portal Summary page features a top navigation bar with links for Summary, Attendance, Grades, Assignments, Discipline, Assessments, Immunizations, Alerts, My Account, and Logout. A left sidebar lists user names: Analise M. Acapell, ARNOLD W. ACAPELL, KEVIN L. ACAPELL (selected), MARNE L. AGUILAR, and BRANDON D. BANKS. The main content area displays the 'Summary' for KEVIN L. ACAPELL at ANYWHERE HIGH SCHOOL (888). It includes a mobile site availability notice with a 'Send Link' button. Below this is a 'Campus Notes' section with a welcome message and a note about campus information. At the bottom is a 'Class Schedule' table.

Period	Course	Instructor	Room	Last Updated	Current Average	Today's Attendance
1	THEATRE ARTS 1	SIMON COWELL		8/20/2019	84	
2	CHOIR 3	FRANK BROWN FRANK BROWN		8/20/2019	95	
3	ENGLISH 1	LEO LEAPER	J601	8/22/2019	91	
4	ALGEBRA 2	LACIE LANGFORD		9/9/2019	88	
6	US HISTORY	GRACE N. JONES		8/22/2019	77	
8	BAND 1	TEDDY BEAR		8/20/2019	100	

## Ascender Parent Portal

The Ascender Parent Portal Summary page has a top navigation bar with a menu icon and notification icons. The main content area shows the 'Summary' for ARNOLD WADE ACAPELL. Below this is a 'Campus Message' section. The 'Class Schedule' section displays a table with columns for Period, Course, Instructor, Room, Last Updated, Current Average, and Today's Attendance.

Period	Course	Instructor	Room	Last Updated	Current Average	Today's Attendance
1	MATH 1	CLEAVER, XXXX JUNE				
2	ATTENDANCE 101	CLEAVER, XXXX JUNE				non-graded class
2	SCIENCE 1	CLEAVER, XXXX JUNE				
3	SOCCER 1	WARREN, GIGI				
4	ELA 1	CLEAVER, XXXX JUNE				
5	ART 1	PRINCE, KATE				
6	READ 1	WARREN, GIGI				
7	PE 1	CHAPPELL, JEFF				
8	MUSIC 1	GRAY, HANCI				

**ASCENDER PARENTPORTAL**

Selected Student: **JOHN DOE**

**DISTRICT:**  
ANYWHERE ISD

**CAMPUS:**  
ANYWHERE HIGH SCHOOL

**STUDENT:** [Add Student](#)

**NAVIGATION:**  
Summary  
Attendance  
Grades  
Immunizations

**Summary**

☐ Campus Message

**JOHN DOE**  
ANYWHERE HIGH SCHOOL  
Attendance Alerts: 0  
Grade Alerts: 0

**Class Schedule**

Period	Course	Instructor	Room	Last Updated	Current Average	Today's Attendance
1	ENGLISH 2	CHRISTMAS, JOLLY HOLLY	251	12/09/2019	45	
1	BIM 1 <b>WITHDRAWN</b>	MOUSE, DISNEY MINIE	416			
1	BIM 1 <b>WITHDRAWN</b>	MOUSE, DISNEY MINIE	416			
2	ENGLISH 2 <b>WITHDRAWN</b>	DUCK, DISNEY DAISY; DUCK, DISNEY DAISY	245			
2	ENGLISH 2 <b>WITHDRAWN</b>	DUCK, DISNEY DAISY; DUCK, DISNEY DAISY	245			

**Annotations:**

- Select here for on-line help
- The My Account page allows you to review, change, and verify your account settings and add students to your ASCENDER ParentPortal

*Please Note: Currently Ascender supports the following browsers:*

*For PC User: Google Chrome (current version)*

*Mozilla FireFox (current version)*

*For MAC User: Apple Safari (current version: Mac only)*

# Ascender Parent Portal Dashboard

The screenshot displays the Ascender Parent Portal Dashboard. On the left is a dark sidebar with the 'ASCENDER PARENT PORTAL' logo and a 'Selected Student' section for ARNOLD WADE ACAPELL. Below this are sections for DISTRICT (BETA - ANYWHERE ISD TXTRAIN 777), CAMPUS (ANYWHERE ELEMENTARY TXTRAIN 777), and STUDENT (Add Student). A 'NAVIGATION' menu lists Summary, Attendance, Grades, Discipline, Immunizations, and Alerts. A red callout points to the Alerts icon, stating 'This icon will take you to the My Account page.' Another red callout points to the Logout icon, stating 'Click this icon to Logout.'

The main content area is titled 'Summary' and features a 'Campus Message' section. Below this is a 'Student Summary Card' section with three cards for ARNOLD WADE ACAPELL, JOHN AMOS ACAPELL, and WEBSTER JAMES MICHEAL ACAPELL. Each card shows a profile picture, name, school, and attendance/grade alerts. A red callout points to the first card, stating 'Student Summary Card'.

Below the student cards is a 'Class Schedule' section with a table showing the following data:

Period	Course	Instructor	Room	Last Updated	Current Average	Today's Attendance
1	MATH 1	CLEAVER, XXXX JUNE				
2	ATTENDANCE 1ST	CLEAVER, XXXX JUNE				
2	SCIENCE 1	CLEAVER, XXXX JUNE				
3	SOCST 1	WARNIX, GIGI				
4	ELA 1	CLEAVER, XXXX JUNE				
5	ART 1	PRINCE, KATIE				
6	READ 1	WARNIX, GIGI				
7	PE 1	CAMPBELL, JEFF				
		GRAY, NANCY				

The Summary Page has been reorganized

1. You now have a dashboard that goes down the left side of the page. You may view more detailed information for your selected student that includes:

- Attendance
- Grades (including assignment grade details, and cycle/semester grades)
- And, if allowed at the district, information on Discipline and/or Immunizations.
- Alerts (set up & read alerts)

2. Students can be selected from the My Students drop down or by clicking on the Student Summary Card in the middle of the screen.

3. For the student selected, the following will be displayed on the Summary page:

- Campus Message if entered at the campus.
- Class Schedule including period, course title, instructor name, current attendance and current grade average for each class.

# Ascender Parent Portal- Attendance

The screenshot shows the 'Attendance' page for a selected student. The left sidebar contains navigation links for District, Campus, Student, My Students, and various navigation options like Summary, Attendance, Grades, Discipline, Immunizations, and Alerts. The main content area is titled 'Attendance' and includes a 'Semester' dropdown set to '1', a 'Print' button, and view options for 'Detailed View', 'Calendar View', and 'Totals View'. A legend identifies absence types: Unexcused Absences (red), Tardies (orange), Excused Absences (green), and School Related (blue). The 'Detailed View' table lists 8 periods with corresponding courses and instructors. A callout points to the 'All Attendance' button in the top right corner.

**Attendance page for selected student**

**Select the Semester and the view you desire. You may also print the attendance information.**

**Click this button to view All Attendance or Only Absences**

**Attendance**

Semester: 1 [Print]

Detailed View

Calendar View

Totals View

**Legend**

- U: Unexcused Absences
- T: Tardies
- E: Excused Absences
- S: School Related

Period	Course	Instructor
1	PRINBMF	SANGER, XXXX LARRY
2	ENGLISH 4	SNOW, WALLY
3	BUSIM1	EDWARDS, BEN
4	PRE CALC	CURRY, XXXX CHANCE
5	WILDLIFE	TUNES, LEE TOMMY
6	PHYSICS	LANGFORD, XXXX LACIE
7	GOVERNMENT	JONES, XXXX TRACEY
8	ATHLETICS 4	TUNES, LEE TOMMY

All Attendance

Copyright © 2019 by the Texas Computer Cooperative. All rights reserved. Host: 10.13.2.21

# Ascender Parent Portal –Grades –Cycle & Semester

**ASCENDER PARENT PORTAL**

Selected Student: ARNOLD WADE ACAPELL

**DISTRICT:** BETA - ANYWHERE ISD TXTRAIN 777

**CAMPUS:** ANYWHERE ELEMENTARY TXTRAIN 777

**STUDENT:** Add Student

**NAVIGATION:**

- Summary
- Attendance
- Grades
  - Cycle & Semester Grades
  - Assignments

**Cycle & Semester Grades**

Semester: 1

**Cycle Grades**

Period	Class	Teacher	Current Cycle
1	MATH 1	JUNE X. CLEAVER	1
2	ATTENDANCE 1ST	JUNE X. CLEAVER	non-graded class
2	SCIENCE 1	JUNE X. CLEAVER	
3	SOCST 1	GIGI WARNIX	
4	ELA 1	JUNE X. CLEAVER	
5	ART 1	KATIE PRINCE	
6	READ 1	GIGI WARNIX	
7	PE 1	JEFF CAMPBELL	
8	MUSIC 1	NANCY GRAY	

# Ascender Parent Portal –Grades -Assignments

The screenshot displays the Ascender Parent Portal interface. On the left is a dark sidebar with the 'ASCENDER PARENTPORTAL' logo and a user profile for 'Selected Student: ARNOLD WADE ACAPELL'. Below this, it lists 'DISTRICT: BETA - ANYWHERE ISD TXTRAIN 777' and 'CAMPUS: ANYWHERE ELEMENTARY TXTRAIN 777'. The 'STUDENT' section includes an 'Add Student' button and a 'My Students' dropdown. The 'NAVIGATION' menu on the left contains links for Summary, Attendance, Grades (which is expanded to show 'Cycle & Semester Grades' and 'Assignments'), Discipline, and Immunizations. A red arrow points from the 'Assignments' link in the navigation menu to the 'Find Assignments' button in the filter panel.

The main content area is titled 'Assignments'. It features a blue filter panel on the left with the following options:

- Filter By: (dropdown)
- Course: All (dropdown)
- Cycle: 1 (dropdown)
- View: All Assignments (dropdown)
- Due Before: mm/dd/yyyy (calendar icon and clear 'x' button)
- ☐ Include Blank Due Dates
- Find Assignments (button)

To the right of the filter panel, there is a 'Show 10 entries' dropdown and a table with the following headers: Course, Assignment, Category, Due Date, and Grade. The table currently displays 'No data'. Below the table, it says 'No Users' and has 'Previous' and 'Next' navigation links.

# Ascender Parent Portal –Discipline will only be available if the district selects to display

**ASCENDER PARENTPORTAL**

Selected Student:  
WEBSTER JAMES  
MICHEAL ACAPELL

**DISTRICT:**  
BETA - ANYWHERE ISD TXTRAIN 777

**CAMPUS:**  
ANYWHERE HIGH SCHOOL TXTRAIN 777

**STUDENT:** [Add Student](#)

**NAVIGATION:**

- My Students
- Summary
- Attendance
- Grades
- Discipline**
- Immunizations
- Alerts

### Discipline

Filter By:

Semester: 1

Cycle: 1

[Find Discipline](#)

Date	Infraction	Disciplinary Action	Reported By	Administrator
09/24/2018 03:08 PM	Violation of Student Code of Conduct Not Covered Under TEC	In-School Suspension	EDWARDS,BEN	HUDSON,JENNIFER

Ascender Parent Portal –Immunizations are only available if the district selects to display

The screenshot displays the Ascender Parent Portal interface. On the left is a dark sidebar with the 'ASCENDER PARENTPORTAL' logo at the top. Below the logo, it shows the 'Selected Student' as ARNOLD WADE ACAPELL. The sidebar is divided into sections: 'DISTRICT' (BETA - ANYWHERE ISD TXTRAIN 777), 'CAMPUS' (ANYWHERE ELEMENTARY TXTRAIN 777), and 'STUDENT' (with an 'Add Student' button). Under 'STUDENT', there are links for 'My Students', 'Summary', 'Attendance', 'Grades', 'Discipline', 'Immunizations' (highlighted with a red arrow), and 'Alerts'. The main content area is titled 'Immunizations' and contains a 'Student Immunization Record' section. This section includes a table with columns for Date, Description, Series Description, Reaction, Exemption, and Affidavit Date. The table lists several immunization records for the student.

Date	Description	Series Description	Reaction	Exemption	Affidavit Date
01-23-2001	07-Polio	2-2nd in Series	-	-	
04-18-2001	07-Polio	3-3rd in Series	-	-	
08-16-2005	07-Polio	B-Booster	-	-	
04-18-2001	08-MMR	1-1st in Series	-	-	
05-16-2005	08-MMR	2-2nd in Series	-	-	
01-23-2001	20-DTaP	2-2nd in Series	-	-	
04-18-2001	20-DTaP	3-3rd in Series	-	-	
08-16-2005	20-DTaP	B-Booster	-	-	
01-23-2001	21-DTPH / Hib	3-3rd in Series	-	-	

# Ascender Parent Portal -Alerts –View Alerts

**ASCENDER PARENTPORTAL**

Selected Student:  
ARNOLD WADE  
ACAPELL

**DISTRICT:**  
BETA - ANYWHERE ISD TXTRAIN 777

**CAMPUS:**  
ANYWHERE ELEMENTARY TXTRAIN 777

**STUDENT:** [Add Student](#)

**NAVIGATION:**

- Summary
- Attendance
- Grades
- Discipline
- Immunizations
- Alerts**

## Alerts

View Alerts 1 Set Alerts

View Alerts

View Read Alerts: No Mark All As Read

Date	Description	Read
No data		

# Ascender Parent Portal –Alerts –Set Alerts

The screenshot shows the 'Set Alerts' page in the Ascender Parent Portal. The left sidebar contains the following navigation items: DISTRICT: BETA - ANYWHERE ISD TXTRAIN 777, CAMPUS: ANYWHERE ELEMENTARY TXTRAIN 777, STUDENT: [Add Student], My Students, NAVIGATION: Summary, Attendance, Grades, Discipline, Immunizations, Alerts (highlighted with a red arrow), and Links. The main content area has a 'Set Alerts' tab selected (indicated by a red arrow). The form includes the following sections:

- Notification Type:** A dropdown menu for 'How would you like to receive alerts?' with 'Email' selected.
- Attendance Alerts:** A section with a note 'Allow up to one hour for changes to take effect.' and three dropdown menus: 'Unexcused Absences:' (First occurrence only), 'Excused Absences:' (No alert), and 'Tardies:' (No alert).
- Class Average Alerts:** A section with a note 'An alert will be sent each time the student's average in any class falls below the threshold.' and a 'Set Class Average Threshold:' dropdown menu with 'No' selected. Below it is a 'Current Selection: OFF' label.
- Assignment Grade Alerts:** A section with a note 'An alert will be sent each time the student receives an assignment grade that falls below the threshold.' and a 'Set Assignment Grade Threshold:' dropdown menu with 'No' selected. Below it is a 'Current Selection: OFF' label. At the bottom right, there are two more dropdown menus: 'Incomplete Assignments:' (No) and 'Missing Assignments:' (No).

Select how you prefer to receive alert notifications (text or email)

Alerts can be set up for the following:

- **Attendance**
- **Class Average**
- **Assignments Grades**